



Features

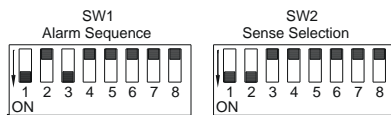
- The smallest Annunciator yet – 48x96mm
- 8 Potential Free Contact Inputs
- Normally Open/Closed Sense Selectable
- 22 Standard Sequences
- Backlit LED Technology
- User printed legends user inkjet/laser
- Four function Group Alarm output contact
- 12Vdc, 20-60Vdc, 85-264Vac/dc powered
- Motor Alarm Sequence options
- Fully “Dip” Switch Configurable



The Omni-8 micro is the smallest annunciator yet from Omniflex, designed for use in space restricted areas and low input counts. Omni-8 micro is a fully self-contained panel mounted annunciator with integral Test, Silence, Acknowledge, Reset Pushbuttons and audible device. The 8 inputs accept potential free inputs and are individually switch configurable for normally open or normally closed input operation. Inputs are wired to plug-in terminals at the rear of the annunciator. The alarm sequence for the eight inputs is also configured by DIP

switch with a choice of 22 standard sequences. A group alarm or horn output is available on a change over contact at the terminals. The relay contact can be set to one of four functions: Follows input, Follows alarm, Multiple reflash or Horn. Input 8 may be designated as an Inhibit input which enable the inputs on the annunciator to be disabled during maintenance and startup periods etc. The 8th window then acts as an inhibit indicator.

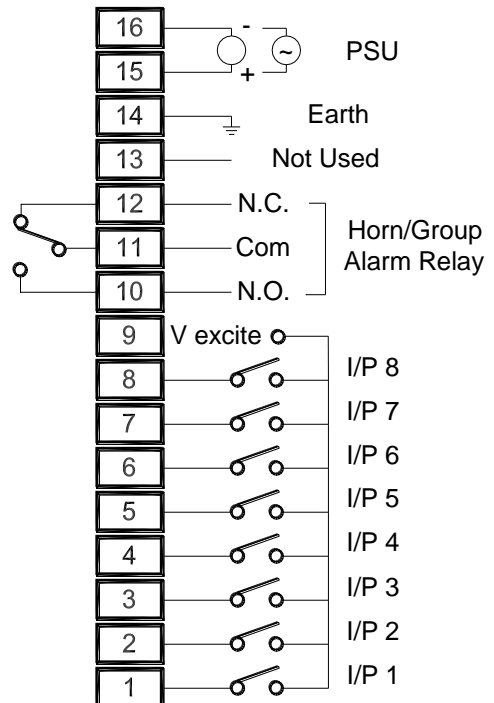
Alarm Sequence and Input Sense Selection



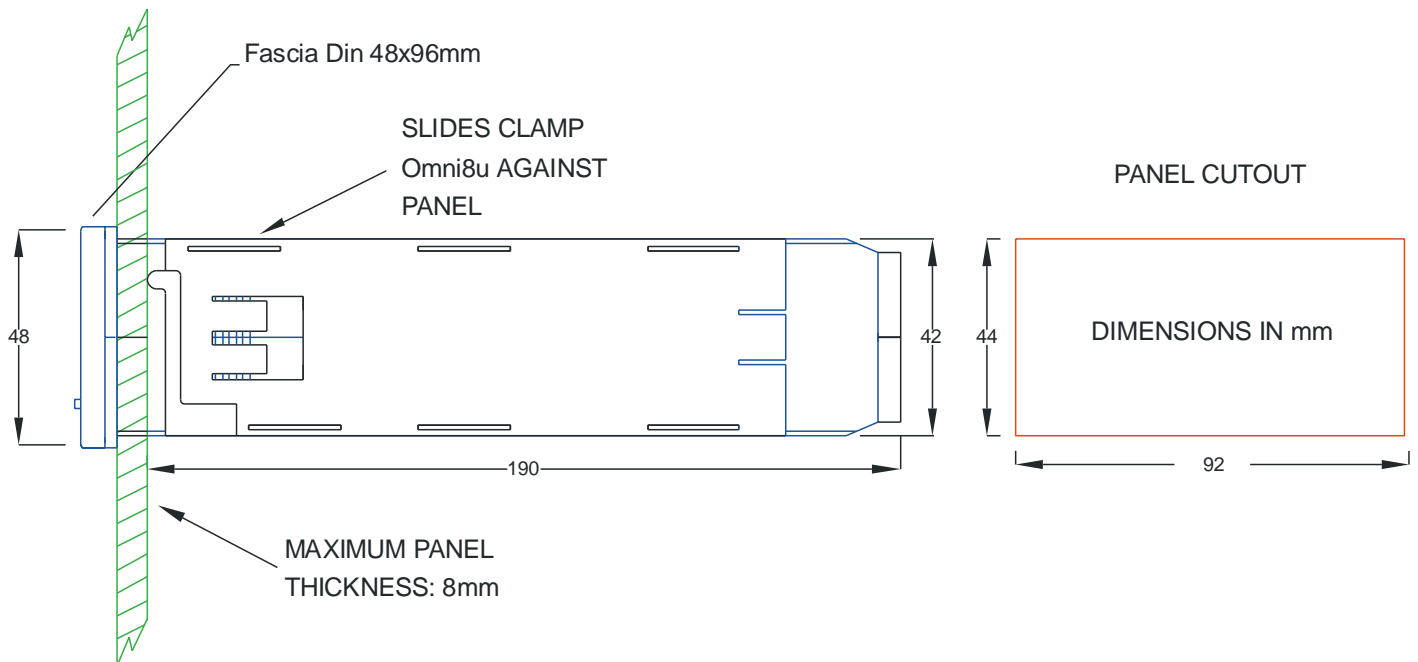
Sequence Options

Seq. No.	Sequence Description
1	LAMP FOLLOWS INPUT
2	MOMENTARY (FLEETING) ALARM, MANUAL RESET
3	ALARM ONLY (NON-LATCHING INPUTS) AUTO RESET
4	MOMENTARY ALARM, MANUAL RESET WITH ALARM RINGBACK
5	FIRST OUT, MULTIPLE GROUPS, MANUAL RESET
6	FIRST OUT, MANUAL RESET, AUTO RESET ON SUBSEQUENT ALARMS
7	FIRST OUT, SINGLE GROUP, MANUAL RESET, FIRST OUT CONTINUOUS FLASH
8	FIRST OUT, MANUAL RESET, SUBSEQUENT ALARMS WITHOUT HORN
9	MOMENTARY ALARM, MANUAL RESET, AUTO SILENCE AFTER TIME DELAY.
10	MOMENTARY ALARM, MANUAL RESET, REALARM AFTER TIME IF STILL ABNORMAL.
11	MOMENTARY ALARM, MANUAL RESET, CONSTANT FLASH (FOR MOTOR ALARMS).
12	MOMENTARY ALARM, AUTO RESET, TIME DELAY ON RETURN TO NORMAL.
13	PULSE MONITORING ALARM; MANUAL RESET
18	MOMENTARY ALARM, AUTO RESET
21	FIRST OUT, MULTIPLE GROUPS, AUTO RESET
23	FIRST OUT, SINGLE GROUP, AUTO RESET, FIRST OUT CONTINUOUS FLASH
24	FIRST OUT, AUTO RESET, SUBSEQUENT ALARMS WITHOUT HORN
25	MOMENTARY ALARM, AUTO RESET, AUTO SILENCE AFTER TIME DELAY.
26	MOMENTARY ALARM, AUTO RESET, REALARM AFTER TIME IF STILL ABNORMAL.
27	MOMENTARY ALARM, AUTO RESET, CONSTANT FLASH (FOR MOTOR ALARMS)
28	PULSE MONITORING ALARM, AUTO RESET
30	INPUTS 1-4 SEQUENCE 1; INPUTS 5-8 SEQUENCE 27 (FOR MOTOR ALARMS)
31	< RESERVED >

Electrical Connections



Mechanical Details – Mounting and Cut-Out



SPECIFICATIONS

Power Supply

Model	C1477-1	C1477-2	C1477-3
Voltage	10-15Vdc	20-60Vdc	85-264Vac
Max dc Ripple	10% pk. to pk.	10% pk. to pk.	Na
Current	150mA max	100mA	4VA/3Watts
Isolation PSU to inputs	None	1500Vrms	1500Vrms
Connections	Via plug-in Terminals		
Wire size	1.5mm ² (17SWG/15.5SWG) recommended 2.5mm ² (15SWG/13AWG) maximum		

Alarm Inputs

Quantity and Type	8 Potential Free Contacts
Contact Sense	User Selectable Normally Open or Closed
Max. Open cct Voltage	15Vdc between V _{excite} and all inputs
Max. Closed cct Current	2mA per input circuit
Max. Loop Resistance to detect closed contact	200 ohms
Min. Loop Resistance to detect open contact	100 kohms
Input Scan Rate	4 milliseconds

Integral Pushbuttons

Quantity	Four buttons mounted on front fascia
Functions	Silence; Acknowledge; Reset; Circuit Test

Alarm Window Display

Quantity	2 rows of 4 alarm windows
Type	Red Backlit Light Emitting Diode Display
Size of each window	10mm high by 20mm Wide backlit area
Legend	User printed on inkjet/laser printer on to transparency film using software templates provided.

Relay Contact Output

Contact Type	Potential free changeover (Form C)
Contact Rating	2A 30Vdc or 0.5A 230Vac
Isolation	1000Vac from contact to other circuits

Temperature Range

Operating Temperature	0°C – 60 °C (+32°F – 140°F)
Storage Temperature	-10°C – 70 °C (+14°F – 158°F)

Weight

Unpacked	300g approx.
Packed	480g approx.

Compliance to Standards

Safety	EN 60950:1995
Emissions	EN 55011 and EN50081-2:1994 Group I, Class A
Immunity – ESD	IEC 61000-4-2:1995, level 3
Immunity – RF Fields	IEC 61000-4-3:1995, level 3
Immunity – Fast Transients	IEC 61000-4-4:1995 2 kV – DC power port 1 kV – input/output lines
Supply Variations	IEC 61000-4-7:1991, 24 V dc +15% -10%

Ordering Information

ORDER CODE	DESCRIPTION
C1477-1	Omni8 μ with PSU 10-15Vdc
C1477-2	Omni8 μ with PSU 20-60Vdc
C1477-3	Omni8 μ with PSU 85-265Vac/dc